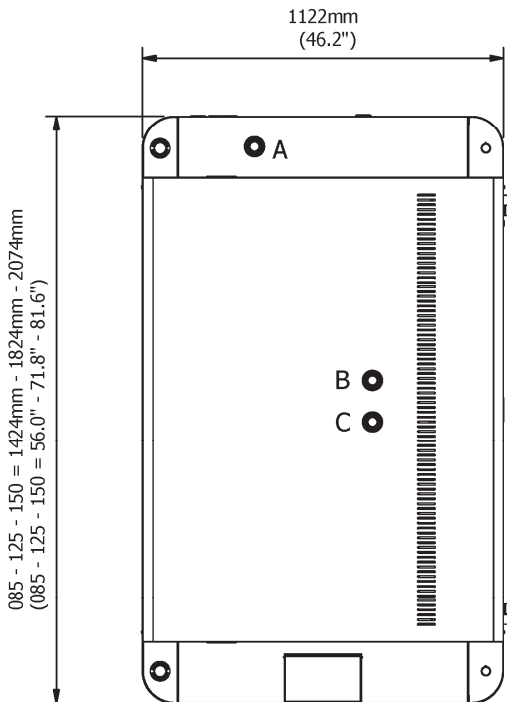
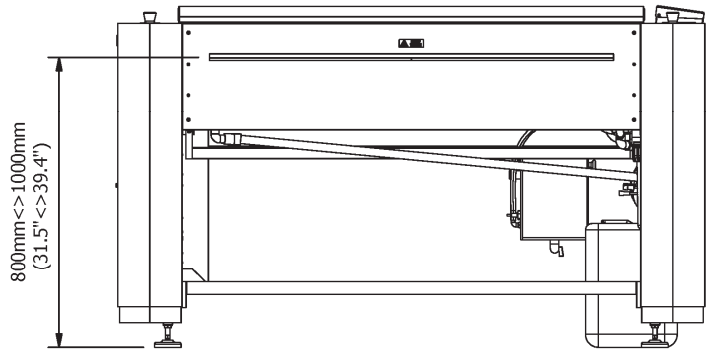
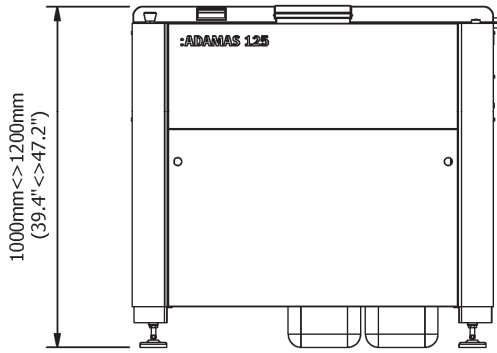


2. TECHNICAL SPECIFICATIONS

:ADAMAS		85	125	150
PERFORMANCE				
Plate types		:AZURA NEW		
Plate width Min. – Max.		200 – 850 mm (7.9 – 33.4")	200 – 1250 mm (7.9 – 49.2")	200 – 1500 mm (7.9 – 59")
Plate length	Min.	275 mm (10.9")		
Plate thickness Min. – Max.		0.15 – 0.30 mm (0.006 – 0.016")		
Plate speed		120 – 160 cm/min		
Brush speed (revolutions per min.)		160 rpm (fixed)		
Water		Tap water		
MECHANICAL SPECIFICATIONS				
Temperatures Dryer Min. – Max.		35 – 55°C (95 – 131°F)		
Tank volumes Gum 1 Gum 2		5 lit. (1.3 US gal.)	7,1 lit. (1.8 US gal.)	8,4 lit (2.2 US gal.)
		3.7 lit. (0.9 US gal.)	5,2 lit. (1.4 US gal.)	6,1 lit (1.6 US gal.)
Noise emission Max.		<70 dB		
WEIGHTS				
Machine		240 kg (529 lb)	300 kg (661 lb)	340 kg (749 lb)
Shipping		300 kg (661 lb)	375 Kg (827 lb)	430 kg (948 lb)
CRATE				
Dimensions W x D x H		1580x1480x1380 mm (62 x 58 x 54")	1980x1480x1380 mm (78 x 58 x 54")	2230x1480x1380 mm (88 x 58 x 54")
ELECTRICAL SPECIFICATIONS				
Machine Power EUR		Single phase 1W + N + PE 230V / 8,4 Amps, 50/60Hz.		
US		Single phase 2W + PE 208 - 230V / 8,4 Amps, 50/60Hz.		
Voltage tolerances		+/- 10%		
Power EUR / US		1900 Watts 6500 BTU/hour		

DIMENSIONS (see illustration below)



CONNECTIONS		
Pos.	Description	Feature
A	Electrical connection	Cable: 5x2.5 mm Max length 5 m
A	Ethernet connection	
B	Drain tube	D. 25 mm
C	Water connection	3/4" GAS